

ZEPHYR



Presrv™ Refrigeration



photo credit
j. jordan homes

Refrigerators and beverage coolers for every party, every family, every entertaining space.

Presrv™ Luxury

Not only do we bring remarkable functionality to your kitchen and outdoor spaces, we provide style and the very highest quality, from elevated design touches to the newest technology. Every Presrv™ product is beautiful to look at, and also makes cooking and hosting a pleasure.

Presrv™ Entertaining

Whether you want to store wines and other beverages at specific temperatures, keep produce and drinks fresh and close at hand, have everyone's favorite brews on tap, or simply love having the very best refrigeration wherever you entertain, there is a Presrv™ product perfect for you.

34°

PreciseTemp™

Multiple internal sensors help maintain accurate temperatures and increase overall performance.



Active Cooling Technology

An on-board computer controls an active cooling fan to provide temperature stability and even cooling.



Vibration Dampening System

Enhanced technology ensures noise and vibration is reduced to minimize wine disturbance.



Zephyr Warranty

With service at the forefront, we back our products with a generous 2-year parts and labor warranty along with a 5-year warranty on the compressor.

Beverage Coolers



Single Zone Beverage Cooler PRB15C01CG

15" Compact / Built-in / Freestanding
304-Grade Stainless Steel + Glass Door

Features

Capacity: 4 bottles (750 ml), 64 12oz cans
34° - 50°F
39 dBA
33-7/8" – 34-7/8" height range
23-3/8" depth

Additional Features

- Field-reversible door
- Concealed, zero-clearance door hinges
- Door lock
- 3-Color LED lighting & electronic touch controls in cloud white, deep blue, amber
- Four light levels
- ENERGY STAR®
- Sabbath mode
- Auto-illuminates to highest brightness level when door opens for greater visibility



3-Color LED Lighting & Electronic Touch
Controls in Cloud White, Deep Blue, Amber



**Single Zone Beverage Cooler
PRB24C01CG**

24" Compact / Built-in / Freestanding
304-Grade Stainless Steel + Glass Door

Features

Capacity: 7 bottles (750 ml), 108 12oz cans
34° - 50°F
39 dBA
33-15/16" - 34-15/16" height range
23-3/8" depth

Additional Features

Field-reversible door

Concealed, zero-clearance
door hinges

Door lock

3-Color LED lighting & electronic
touch controls in cloud white, deep
blue, amber

Four light levels

Glass retractable quarter-shelf

ENERGY STAR®

Sabbath mode

Auto-illuminates to highest
brightness level when door
opens for greater visibility

34°



**Glass Retractable Quarter-Shelf for
storing bottles upright**

Beverage Coolers



Black Stainless Single Zone Beverage Cooler PRB24C01CBSG

24" Compact / Built-in / Freestanding
Black Stainless Steel + Glass Door

Features

Capacity: 7 bottles (750 ml), 108 12oz cans

34° - 50°F

39 dBA

33-7/8" – 34-7/8" height range

23-5/8" depth

Additional Features

Field-reversible door

Concealed, zero-clearance
door hinges

Door lock

3-Color LED lighting & electronic
touch controls in cloud white, deep
blue, amber

Four light levels

Glass retractable quarter-shelf

ENERGY STAR®

Sabbath mode

Auto-illuminates to highest
brightness level when door
opens for greater visibility

34°



Glass Retractable Quarter-Shelf



Beverage Coolers



Panel Ready Single Zone Beverage Cooler PRB24C01CPG

24" Compact / Built-in / Freestanding
Panel-Ready* + Glass Door

Features

Capacity: 7 bottles (750 ml), 108 12oz cans
34° - 50°F
39 dBA
33-7/8" – 34-7/8" height range
23-3/4" depth**

Additional Features

Field-reversible door

Zero-clearance door hinges

Door lock

3-Color LED lighting & electronic touch controls in cloud white, deep blue, amber

Four light levels

Sabbath mode

Auto-illuminates to highest brightness level when door opens for greater visibility

Handle option sold separately

Optional solid panel ready door kit



Shown with optional solid panel ready door kit
PRPNLC24A

*Wood overlay panel not included

**Depth dimension based on a 3/4" thick panel



**Pro Single Zone Beverage Cooler
PRPB24C01BG**

24" Compact / Built-in / Freestanding
304-Grade Stainless Steel + Glass Door

Features

Capacity: 7 bottles (750 ml), 105 12oz cans
34° - 50°F
39 dBA
33-7/8" - 34-1/2" height range
23-5/8" depth

Additional Features

Field-reversible door

Zero-clearance door hinges

Door lock

Pro handle

3-Color LED lighting & electronic
touch controls in cloud white, deep
blue, amber

Four light levels

Glass retractable quarter-shelf

ENERGY STAR®

Sabbath mode

Auto-illuminates to highest
brightness level when door
opens for greater visibility

34°



Glass Retractable Quarter-Shelf

Beverage Coolers



Outdoor Single Zone Beverage Cooler PRB24C01AS-OD

24" Compact / Built-in / Freestanding
304-Grade Stainless Steel Door

Features

Capacity: 136 12oz cans
34° - 50°F
50° - 115°F ambient temperature range
39 dBA
33-7/8" - 34-7/8" height range
23-1/2" depth

Additional Features

304-grade stainless steel exterior
Field-reversible door
Zero-clearance door hinges
Door lock
Pro handle
Electronic touch controls
Cloud white LED lighting
ENERGY STAR®
Sabbath mode
Optional casters (set of 4)
Optional solid panel ready door kit
Outdoor & indoor certified

34°



Full-Extension Black Wire Rack



Beverage Coolers



Full Size Single Zone Beverage Cooler PRB24F01BG

24" Full-Size / Built-in / Freestanding
304-Grade Stainless Steel + Glass Door

Features

Capacity: 14 bottles (750 ml), 168 12oz
bottles, 98 12oz cans
34° - 50°F
41 dBA
69-1/4" - 70-3/4" height range
27-3/8" depth


Additional Features

- Field-reversible door
- Concealed, zero-clearance door hinges
- Door lock
- 3-Color LED lighting & electronic touch controls in cloud white, deep blue, amber
- Four light levels
- Full-extension stainless steel rollout bin
- Inverter compressor*
- Sabbath mode
- Auto-illuminates to highest brightness level when door opens for greater visibility



Full-Extension Stainless Steel Rollout Bin

*An inverter compressor uses a BLDC motor to achieve lower temperatures while using less energy and performing more quietly than a fixed speed compressor



**Full Size Panel Ready Single Zone
Beverage Cooler
PRB24F01BPG**

24" Full-Size / Built-in / Freestanding
Panel-Ready* + Glass Door

Features

Capacity: 14 bottles (750 ml), 168 12oz
bottles, 98 12oz cans
34° - 50°F
41 dBA
69-1/4" - 70-3/4" height range
27-3/8" depth**

*Wood overlay panel not included

**Depth without overlay panel

***An inverter compressor uses a BLDC motor to achieve lower temperatures while using less energy and performing more quietly than a fixed speed compressor

Additional Features

Field-reversible door

Concealed, zero-clearance
Hettich articulating door hinges

Door lock

3-Color LED lighting & electronic
touch controls in cloud white, deep
blue, amber

Four light levels

Full-extension rollout bin

Inverter compressor***

Sabbath mode

Auto-illuminates to highest
brightness level when door
opens for greater visibility

Handle option sold separately



**3-Color LED Lighting & Electronic Touch
Controls in Cloud White, Deep Blue, Amber**

Combination Wine & Beverage Coolers



French Door Dual Zone Wine & Beverage Cooler
PRWB24C32CG

24” Compact / Built-in / Freestanding
304-Grade Stainless Steel + Glass Doors

Features

Capacity: 21 bottles (750 ml), 64 12oz cans
38° - 65°F (wine side)
34° - 65°F (beverage side)
38 dBA
33-7/8” – 34-7/8” height range
23-3/8” depth

Additional Features

- Concealed, zero-clearance door hinges
- Door lock
- 3-Color LED lighting & electronic touch controls in cloud white, deep blue, amber
- Dual-level lighting
- Dual evaporators
- Sabbath mode
- Auto-illuminates to highest brightness level when door opens for greater visibility



Full-Extension Wood Racks



**Full Size Dual Zone Wine & Beverage Cooler
PRWB24F02BG**

24" Full-Size / Built-in / Freestanding
304-Grade Stainless Steel + Glass Door

Features

Capacity: 54 bottles (750 ml), 112 12oz bottles, 49 12oz cans
38° - 65°F (upper zone)
34° - 65°F (lower zone)
40 dBA
69-1/4" - 70-3/4" height range
27-3/8" depth

Additional Features

Field-reversible door

Concealed, zero-clearance door hinges

Door lock

3-Color LED lighting & electronic touch controls in cloud white, deep blue, amber

Four light levels

Full-extension stainless steel rollout bin

Inverter compressor**

Dual evaporators

Sabbath mode

Auto-illuminates to highest brightness level when door opens for greater visibility

Optional 5-bottle display rack



Full-Extension Stainless Steel Rollout Bin

*An inverter compressor uses a BLDC motor to achieve lower temperatures while using less energy and performing more quietly than a fixed speed compressor

Wine Coolers



Single Zone Wine Cooler
PRW15C01CG

15" Compact / Built-in / Freestanding
304-Grade Stainless Steel + Glass Door

Features

Capacity: 27 bottles (750 ml)
38° - 65°F
39 dBA
33-7/8" – 34-7/8" height range
23-3/8" depth

Additional Features

- Field-reversible door
- Concealed, zero-clearance door hinges
- Door lock
- 3-Color LED lighting & electronic touch controls in cloud white, deep blue, amber
- Four light levels
- ENERGY STAR®
- Sabbath mode
- Auto-illuminates to highest brightness level when door opens for greater visibility



3-Color LED Lighting & Electronic Touch Controls in Cloud White, Deep Blue, Amber



Wine Coolers



Single Zone Wine Cooler PRW24C01CG

24" Compact / Built-in / Freestanding
304-Grade Stainless Steel + Glass Door

Features

Capacity: 53 bottles (750 ml)
38° - 65°F
39 dBA
33-15/16" – 34-15/16" height range
23-3/8" depth

Additional Features

- Field-reversible door
- Concealed, zero-clearance door hinges
- Door lock
- 3-Color LED lighting & electronic touch controls in cloud white, deep blue, amber
- Four light levels
- ENERGY STAR®
- Sabbath mode
- Auto-illuminates to highest brightness level when door opens for greater visibility



3-Color LED Lighting in Cloud White, Deep Blue, Amber



French Door Dual Zone Wine Cooler PRW24C32CG

24" Compact / Built-in / Freestanding
304-Grade Stainless Steel + Glass Doors

Features

Capacity: 42 bottles (750 ml)
38° - 65°F (each side)
38 dBA
33-7/8" - 34-7/8" height range
23-3/8" depth

Additional Features

Concealed, zero-clearance
door hinges

Door lock

3-Color LED lighting & electronic
touch controls in cloud white, deep
blue, amber

Dual-level lighting

Dual evaporators

ENERGY STAR®

Sabbath mode

Auto-illuminates to highest
brightness level when door
opens for greater visibility

60°



Full-Extension Wood Racks

Wine Coolers



Dual Zone Wine Cooler PRW24C02CG

24" Compact / Built-in / Freestanding
304-Grade Stainless Steel + Glass Door

Features

Capacity: 45 bottles (750 ml)

38° - 65°F (each zone)

39 dBA

33-15/16" – 34-15/16" height range

23-3/8" depth

Additional Features

Field-reversible door

Concealed, zero-clearance
door hinges

Door lock

3-Color LED lighting & electronic
touch controls in cloud white, deep
blue, amber

Four light levels

Dual evaporators

ENERGY STAR®

Sabbath mode

Auto-illuminates to highest
brightness level when door
opens for greater visibility

60°



Full-Extension Wood Racks



**Black Stainless Dual Zone Wine Cooler
PRW24C02CBSG**

24" Compact / Built-in / Freestanding
Black Stainless Steel + Glass Door

Features

Capacity: 45 bottles (750 ml)

38° - 65°F (each zone)

39 dBA

33-7/8" - 34-7/8" height range

23-5/8" depth

Additional Features

Field-reversible door

Concealed, zero-clearance
door hinges

Door lock

3-Color LED lighting & electronic
touch controls in cloud white, deep
blue, amber

Four light levels

Dual evaporators

ENERGY STAR®

Sabbath mode

Auto-illuminates to highest
brightness level when door
opens for greater visibility

60°



**3-Color LED Lighting in Cloud White,
Deep Blue, Amber**

Wine Coolers



Panel Ready Dual Zone Wine Cooler PRW24C02CPG

24" Compact / Built-in / Freestanding
Panel-Ready* + Glass Door

Features

Capacity: 45 bottles (750 ml)
38° - 65°F (each zone)
39 dBA
33-7/8" - 34-7/8" height range
23-3/4" depth**

Additional Features

Field-reversible door

Zero-clearance door hinges

Door lock

3-Color LED lighting & electronic
touch controls in cloud white, deep
blue, amber

Four light levels

Dual evaporators

ENERGY STAR®

Sabbath mode

Auto-illuminates to highest
brightness level when door
opens for greater visibility

Handle option sold separately

Optional solid panel ready door kit

60°



Full-Extension Wood Racks

*Wood overlay panel not included

**Depth dimension based on a 3/4" thick panel



Pro Dual Zone Wine Cooler
PRPW24C02AG

24" Compact / Built-in / Freestanding
 304-Grade Stainless Steel + Glass Door

Features

Capacity: 45 bottles (750 ml)
 40° - 65°F (each zone)
 39 dBA
 33-7/8" – 34-1/2" height range
 23-5/8" depth

Additional Features

Field-reversible door
 Zero-clearance door hinges
 Door lock
 Pro handle
 3-Color LED lighting in cloud white,
 deep blue, amber
 Electronic touch controls
 Dual evaporators
 Sabbath mode



Door Lock in Pro Handle

Wine Coolers



**Full Size Single Zone Wine Cooler
PRW24F01CG**

24" Full-Size / Built-in / Freestanding
304-Grade Stainless Steel + Glass Door

Features

Capacity: 142 bottles (750 ml),
Capacity: 127 bottles (with display rack)
38° - 65°F
42 dBA
69-1/4" – 70-3/4" height range
27-3/8" depth

Additional Features

Field-reversible door

Concealed, zero-clearance
door hinges

Door lock

3-Color LED lighting & electronic
touch controls in cloud white, deep
blue, amber

Four light levels

5-bottle display rack

ENERGY STAR®

Sabbath mode

Auto-illuminates to highest
brightness level when door
opens for greater visibility

60°



5-Bottle Display Rack



Wine Coolers



Full Size Dual Zone Wine Cooler
PRW24F02CG
24" Full-Size / Built-in / Freestanding
304-Grade Stainless Steel + Glass Door

Features

Capacity: 132 bottles (750 ml)
38° - 65°F (each zone)
42 dBA
69-1/4" - 70-3/4" height range
27-3/8" depth

Additional Features

Field-reversible door

Concealed, zero-clearance
door hinges

Door lock

3-Color LED lighting & electronic
touch controls in cloud white, deep
blue, amber

Four light levels

Dual evaporators

ENERGY STAR®

Sabbath mode

Auto-illuminates to highest
brightness level when door
opens for greater visibility

Optional 5-bottle display rack

60°



Full-Extension Wood Racks



**Full Size Panel Ready Dual Zone
Wine Cooler
PRW24F02CPG**

24" Full-Size / Built-in / Freestanding
Panel-Ready* + Glass Door

Features

Capacity: 132 bottles (750 ml)
38° - 65°F (each zone)
42 dBA
69-1/4" – 70-3/4" height range
27-3/8" depth**

*Wood overlay panel not included

**Depth without overlay panel

Additional Features

Field-reversible door

Concealed, zero-clearance
Hettich articulating door hinges

Door lock

3-Color LED lighting & electronic
touch controls in cloud white, deep
blue, amber

Four light levels

Dual evaporators

ENERGY STAR®

Sabbath mode

Handle option sold separately

Auto-illuminates to highest
brightness level when door
opens for greater visibility

60°



Full-Extension Wood Racks

ADA Coolers



Single Zone Beverage Cooler
PRB24C01AG-ADA

24” Compact / Built-in / Freestanding
304-Grade Stainless Steel + Glass Door

Features

Capacity: 7 bottles (750 ml), 112 12oz cans
34° - 50°F
40 dBA
31-5/8” – 32-5/8” height range
23-1/8” depth



Single Zone Beverage Cooler
PRB24C01AS-ADA

24” Compact / Built-in / Freestanding
304-Grade Stainless Steel Door

Features

Capacity: 7 bottles (750 ml), 112 12oz cans
34° - 50°F
40 dBA
31-5/8” – 32-5/8” height range
23-1/8” depth

Additional Features

- Field-reversible door
- Zero-clearance door hinges
- Door lock
- 3-Color LED lighting in cloud white, deep blue, amber
- Electronic touch controls
- ENERGY STAR®
- Sabbath mode
- ADA compliant





**Dual Zone Wine Cooler
PRW24C02AG-ADA**

24" Compact / Built-in / Freestanding
304-Grade Stainless Steel + Glass Door

Features

Capacity: 37 bottles (750 ml)
40° - 65°F (each zone)
40 dBA
31-5/8" – 32-5/8" height range
23-1/8" depth

Additional Features

Field-reversible door
Zero-clearance door hinges
Door lock
3-Color LED lighting in cloud white, deep blue, amber
Electronic touch controls
Dual evaporators
Sabbath mode
ADA compliant



ADA Compliant

**Customize Your Space
With Presrv™**



Brushed Gold
Contemporary Handle



Matte Black
Contemporary Handle



Stainless Steel
Contemporary Handle



Brushed Gold
Professional Handle



Matte Black
Professional Handle



Stainless Steel
Professional Handle

Handle Options Make A Match

Complement your interior design with one of our bold accessory handle options in a range of finishes. All single-door coolers come standard with field-reversible door brackets included.



Custom Overlays

Make A Match

With custom $\frac{5}{8}$ " - $\frac{3}{4}$ " depth overlays, your Presrv™ panel-ready model can blend seamlessly into any cabinetry. Whatever your aesthetic, there's a panel-ready model perfect for your space.



Shown with optional solid panel ready door kit

PRPNLC24A: PRB24C01CPG, PRW24C02CPG

PRPNLC24AKIT: PRB24C01AS-OD, PRKB24C01AG, PRKB24C01AS-OD

Refrigerator Drawers



Ease + luxury

From keeping snacks close at hand to salad-ready produce to special occasion food and drinks, stylish, under-counter refrigerator drawers provide additional cold storage right where you need it.



**Single Zone Refrigerator Drawers
PRRD24C1AS**

24" Compact / Built-in
304-Grade Stainless Steel

Features

Capacity: 5.4 cu/ft
33° - 65°F
39 dBA
33-7/8" - 34-7/8" height range
24" depth

Additional Features

Anti-tip bracket
White interior drawers
Contemporary handles
3-Color LED lighting & electronic touch controls in cloud white, deep blue, amber
Quick Chill
Preset temperature modes
Full-extension, soft-close drawers
Adjustable bar dividers
Transparent drawer tray
ENERGY STAR®
Sabbath mode

33°



**3-Color LED Lighting in Cloud White,
Deep Blue, Amber**

Refrigerator Drawers



Dual Zone Refrigerator Drawers PRRD24C2AS

24" Compact / Built-in
304-Grade Stainless Steel

Features

Capacity: 5.1 cu/ft
33° - 65°F (each zone)
38 dBA
33-7/8" - 34-7/8" height range
24" depth

Additional Features

Anti-tip bracket
Stainless steel interior drawers
Pro handles
3-Color LED lighting & electronic touch controls in cloud white, deep blue, amber
Quick Chill
Preset temperature modes
Full-extension, soft-close drawers
Adjustable bar dividers
Transparent drawer tray
Removable silicone drawer mats
Dual evaporators
ENERGY STAR®
Sabbath mode

33°



Transparent drawer tray and adjustable bar dividers keep items organized and within reach



**Panel Ready Dual Zone
Refrigerator Drawers
PRRD24C2AP**

24" Compact / Built-in
Panel-Ready*


Features

Capacity: 5.1 cu/ft
33° - 65°F (each zone)
38 dBA
33-7/8" – 34-7/8" height range
24" depth**

Additional Features

Anti-tip bracket
Stainless steel interior drawers
3-Color LED lighting & electronic
touch controls in cloud white, deep
blue, amber
Quick Chill
Preset temperature modes
Full-extension, soft-close drawers
Adjustable bar dividers
Transparent drawer tray
Removable silicone drawer mats
Dual evaporators
ENERGY STAR®
Sabbath mode
Handle option sold separately***

33°



**Exclusive, in-drawer lighting helps
increase visibility**

*Wood overlay panel not included

**Depth dimension based on a 3/4" thick panel

***Shown with optional contemporary handles in matte black

Refrigerator Drawers



Outdoor Dual Zone Refrigerator Drawers PRRD24C2AS-OD

24" Compact / Built-in
304-Grade Stainless Steel

Features

Capacity: 5.1 cu/ft
33° - 65°F (each zone)
50° - 115°F ambient temperature range
38 dBA
33-7/8" - 34-7/8" height range
24" depth

Additional Features

- Anti-tip bracket
- 304-grade stainless steel exterior
- Stainless steel interior drawers
- Pro handles
- 3-Color LED lighting & electronic touch controls in cloud white, deep blue, amber
- Quick Chill
- Preset temperature modes
- Full-extension, soft-close drawers
- Adjustable bar dividers
- Transparent drawer tray
- Removable silicone drawer mats
- Dual evaporators
- ENERGY STAR®
- Sabbath mode
- Outdoor certified



**Built-in backlit electronic touch controls
for added convenience**





Preset Temperature Modes

Custom-set temps for everything you need to chill, from wine (50°F) to beverages (34°F) to produce (39°F).



Quick Chill

When you need it chilled (like, yesterday), Quick Chill temporarily lowers its temp to 33°F so you'll have food and cold drinks on hand even sooner.



3-Color LED Lighting

Exclusive, in-drawer lighting not only helps you see where everything is, it's easy to choose between three color options.



Full-Extension, Soft Close Drawers

No more apples rolling around where you can't see them—full-extension drawers mean you can find and access it all, all the time.

It's the little things—these smooth-gliding drawers open and close with silky precision, and quietly, too—making your time in the kitchen feel just a little bit smoother.



Top drawer entertaining

Configure preset temperature modes, Quick Chill, 3-Color LED lighting, and drawer interiors to your liking for a fully customized entertaining hub.

Refrigerator



Outdoor Refrigerator PRR24C01AS-OD

24" Compact / Built-in / Freestanding
304-Grade Stainless Steel Door

Features

Capacity: 5.6 cu/ft
34° - 50°F
50° - 115°F ambient temperature range
39 dBA
33-7/8" - 34-7/8" height range
23-5/8" depth

Additional Features

- 304-grade stainless steel exterior
- White interior
- Field-reversible door
- Zero-clearance door hinges
- Door lock
- Pro handle
- Electronic touch controls
- Cloud white LED lighting
- 5 in-door shelves
- ENERGY STAR®
- Sabbath mode
- Optional casters (set of 4)
- Outdoor & indoor certified



Cloud White LED Lighting



Adjustable shelves to accommodate multiple bottle sizes for added flexibility



Combined
kegs +
beverage
storage is
the absolute
life of
the party

photo credit
j. jordan homes

Style On Tap

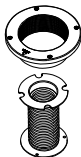
This versatile, industry-first hybrid kegerator features multiple configurations that allow you to tailor your cold beverage offerings with single, double, and triple tap options, elevating any entertainment opportunity. And both indoor and outdoor models easily convert to a beverage cooler when a keg is not installed.

Whether entertaining indoors or out, installing the Kegerator & Beverage Cooler is a breeze, and the innovative Beer Line Cooling System ensures the first pour is always as cool as the last.



Beer Line Cooling System

Blows cool air onto the beer line to reduce foam and keep beer cool from start to finish.



Built-In Installation Kit

The first kegerator with a built-in install kit to simplify under-counter installation.



Kegeator & Beverage Coolers



Indoor Kegeator & Beverage Cooler PRKB24C01AG

24" Compact / Built-in / Freestanding
304-Grade Stainless Steel + Glass Door

Features

Capacity: 6 cu/ft
Multiple keg configurations
32° - 65°F
42 dBA
33-7/8" - 34-7/8" height range
23-1/2" depth

Additional Features

Field-reversible door
Zero-clearance door hinges
Door lock
Pro handle
3-Color LED lighting in cloud white, deep blue, amber
Electronic touch controls
Beer line cooling system
Built-in installation kit
Stainless steel drip tray
ENERGY STAR®
Sabbath mode
Single, double or triple tap kits sold separately
Optional solid panel ready door kit

32°





Outdoor Kegerator & Beverage Cooler PRKB24C01AS-OD

24" Compact / Built-in / Freestanding
304-Grade Stainless Steel Door

Features

Capacity: 6 cu/ft
Multiple keg configurations
32° - 65°F
50° - 109°F ambient temperature range
42 dBA
33-7/8" - 34-7/8" height range
23-1/2" depth

Additional Features

Field-reversible door
304-grade stainless steel exterior
Zero-clearance door hinges
Door lock
Pro handle
3-Color LED lighting in cloud white, deep blue, amber
Electronic touch controls
Beer line cooling system
Built-in installation kit
Stainless steel drip tray
ENERGY STAR®
Sabbath mode

Single, double or triple tap kits sold separately

Optional solid panel ready door kit

Outdoor & indoor certified

32°



**Shown with optional solid panel ready door kit
PRPNLC24AKIT**



Any way you want it

What's Your Pleasure

Beverage options have never been so plentiful—with our new Kegerator & Beverage Cooler models, the configurations of kegs, bottles, and cans are almost endless. And switching between combinations is a breeze, too.



Configuration 1 With Single Tap Kit PRKFK-01SSC

(1) sixth or (1) slim
quarter barrel keg

23 cans (std. 12oz)

15 cans (std. 12oz)

15 cans (std. 12oz)



Configuration 2
With Single Tap Kit
PRKFK-01SSC

(1) half barrel keg



Configuration 3
With Double Tap Kit
PRKFK-02SSC

(2) sixth barrel kegs
or
(1) sixth and (1) slim
quarter barrel keg



Configuration 4
With Triple Tap Kit
PRKFK-03SSC

(3) sixth barrel kegs



Configuration 5
No Tap Kit
PRKSHLF-02BG

15 cans (std. 12oz)


15 cans (std. 12oz)

47 cans (std. 12oz)

15 cans (std. 12oz)

15 cans (std. 12oz)

Presrv™ Kegerator & Beverage Cooler Optional Accessories



Drink Guardrail

PRKRAIL-0124SS

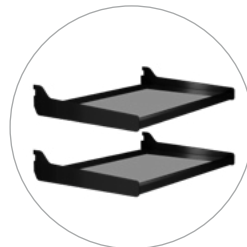
Stainless steel guardrail that installs to the top when freestanding.



Casters

PRCAST-C001

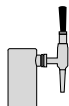
Set of 4 wheels for use when freestanding.



Beverage Cooler Conversion Kit

PRKSHELF-02B

Two shelves to convert entire cooler to a beverage cooler.



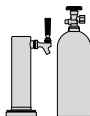
Nitrogen Conversion Kit, Single, PRKNCK-001

Includes single stout faucet with handle and nitrogen regulator. Nitrogen tank and nitrogen keg coupler not included.



Beer Line Cleaning Kit, PRKCLN-001

We offer a convenient cleaning kit to keep your beer lines clean and beer ready to drink for any occasion.



Optional Tap Kits With Co2 Tank

Purchase one of our single, double, or triple tap kits to complete your dream configuration.



Single Tap Kit with CO2 Tank
PRKFK-01SSC



Double Tap Kit with CO2 Tank
PRKFK-02SSC



Triple Tap Kit with CO2 Tank
PRKFK-03SSC





Zephyr Outdoor Solutions

Upgrade Your Outdoor Entertaining With These Presrv™ Models

Your outdoor entertaining just reached a new level with outdoor-certified models ready to serve up food and drinks to wow your guests from the first toast until last call, with plenty of customizable components.

ZEPHYR

888.880.8368

info@zephyronline.com

zephyronline.com



planning & resource
materials



zephyronline.com



photo credit
design alchemy