

# ZEPHYR



**Presrv™ Refrigeration**



design credit: jennifer wundrow interior design  
photo credit: paul dyer photography

# Refrigerators and beverage coolers for every party, every family, every entertaining space.

## Presrv™ Luxury

Not only do we bring remarkable functionality to your kitchen and outdoor spaces, we provide style and the very highest quality, from elevated design touches to the newest technology. Every Presrv™ product is beautiful to look at, and also makes cooking and hosting a pleasure.

## Presrv™ Entertaining

Whether you want to store wines and other beverages at specific temperatures, keep produce and drinks fresh and close at hand, have everyone's favorite brews on tap, or simply love having the very best refrigeration wherever you entertain, there is a Presrv™ product perfect for you.

34°

### PreciseTemp™

Multiple internal sensors help maintain accurate temperatures and increase overall performance.



### Active Cooling Technology

An on-board computer controls an active cooling fan to provide temperature stability and even cooling.



### Vibration Dampening System

Enhanced technology ensures noise and vibration is reduced to minimize wine disturbance.



### Zephyr Warranty

With service at the forefront, we back our products with a generous 2-year parts and labor warranty along with a 5-year warranty on the compressor.

Beverage Coolers



Single Zone Beverage Cooler  
PRB15C01CG

15" Compact / Built-in / Freestanding  
304-Grade Stainless Steel + Glass Door

**Features**  
Capacity: 4 bottles (750 ml), 64 12oz cans  
34° - 50°F  
39 dBA  
33-7/8" – 34-7/8" height range  
23-3/8" depth

Additional Features

- Field-reversible door
- Concealed, zero-clearance door hinges
- Door lock
- 3-Color LED lighting & electronic touch controls in cloud white, deep blue, amber
- Four light levels
- ENERGY STAR®
- Sabbath mode
- Auto-illuminates to highest brightness level when door opens for greater visibility



3-Color LED Lighting & Electronic Touch Controls in Cloud White, Deep Blue, Amber



Single Zone Beverage Cooler  
PRB24C01CG

24" Compact / Built-in / Freestanding  
304-Grade Stainless Steel + Glass Door

**Features**  
Capacity: 7 bottles (750 ml), 108 12oz cans  
34° - 50°F  
39 dBA  
33-15/16" – 34-15/16" height range  
23-3/8" depth

Additional Features

- Field-reversible door
- Concealed, zero-clearance door hinges
- Door lock
- 3-Color LED lighting & electronic touch controls in cloud white, deep blue, amber
- Four light levels
- Glass retractable quarter-shelf
- ENERGY STAR®
- Sabbath mode
- Auto-illuminates to highest brightness level when door opens for greater visibility



Glass Retractable Quarter-Shelf for storing bottles upright



Beverage Coolers



**Black Stainless Single Zone Beverage Cooler PRB24C01CB SG**

24” Compact / Built-in / Freestanding  
Black Stainless Steel + Glass Door

- Features**  
Capacity: 7 bottles (750 ml), 108 12oz cans  
34° - 50°F  
39 dBA  
33-7/8” – 34-7/8” height range  
23-5/8” depth

**Additional Features**

- Field-reversible door
- Concealed, zero-clearance door hinges
- Door lock
- 3-Color LED lighting & electronic touch controls in cloud white, deep blue, amber
- Four light levels
- Glass retractable quarter-shelf
- ENERGY STAR®
- Sabbath mode

Auto-illuminates to highest brightness level when door opens for greater visibility



**Glass Retractable Quarter-Shelf**

Beverage Coolers



**Panel Ready Single Zone Beverage Cooler PRB24C01CPG**

24” Compact / Built-in / Freestanding  
Panel-Ready\* + Glass Door

- Features**  
Capacity: 7 bottles (750 ml), 108 12oz cans  
34° - 50°F  
39 dBA  
33-7/8” – 34-7/8” height range  
23-3/4” depth\*\*

**Additional Features**

- Field-reversible door
- Zero-clearance door hinges
- Door lock
- 3-Color LED lighting & electronic touch controls in cloud white, deep blue, amber
- Four light levels
- Glass retractable quarter-shelf
- Sabbath mode
- Auto-illuminates to highest brightness level when door opens for greater visibility
- Handle option sold separately
- Optional solid panel ready door kit



\*Wood overlay panel not included  
\*\*Depth dimension based on a 3/4” thick panel



**Shown with optional solid panel ready door kit PRPNLC24A**



Beverage Coolers



Outdoor Single Zone Beverage Cooler  
PRB24C01AS-OD

24" Compact / Built-in / Freestanding  
304-Grade Stainless Steel Door

Features

Capacity: 136 12oz cans  
34° - 50°F  
50° - 115°F ambient temperature range  
39 dBA  
33-7/8" – 34-7/8" height range  
23-1/2" depth

Additional Features

- 304-grade stainless steel exterior
- Field-reversible door
- Zero-clearance door hinges
- Door lock
- Pro handle
- Electronic touch controls
- Cloud white LED lighting
- ENERGY STAR®
- Sabbath mode
- Optional casters (set of 4)
- Optional solid panel ready door kit
- Outdoor & indoor certified



Full-Extension Black Wire Rack





Beverage Coolers



Full Size Single Zone Beverage Cooler  
PRB24F01BG

24” Full-Size / Built-in / Freestanding  
304-Grade Stainless Steel + Glass Door

- Features**  
Capacity: 14 bottles (750 ml), 168 12oz bottles, 98 12oz cans  
34° - 50°F  
41 dBA  
69-1/4” – 70-3/4” height range  
27-3/8” depth

\*An inverter compressor uses a BLDC motor to achieve lower temperatures while using less energy and performing more quietly than a fixed speed compressor

**Additional Features**

Field-reversible door

Concealed, zero-clearance door hinges

Door lock

3-Color LED lighting & electronic touch controls in cloud white, deep blue, amber

Four light levels

Full-extension stainless steel rollout bin

Inverter compressor\*

Sabbath mode

Auto-illuminates to highest brightness level when door opens for greater visibility

34°



Full-Extension Stainless Steel Rollout Bin



Full Size Panel Ready Single Zone Beverage Cooler  
PRB24F01BPG

24” Full-Size / Built-in / Freestanding  
Panel-Ready\* + Glass Door

- Features**  
Capacity: 14 bottles (750 ml), 168 12oz bottles, 98 12oz cans  
34° - 50°F  
41 dBA  
69-1/4” – 70-3/4” height range  
27-3/8” depth\*\*

\*Wood overlay panel not included  
\*\*Depth without overlay panel  
\*\*\*An inverter compressor uses a BLDC motor to achieve lower temperatures while using less energy and performing more quietly than a fixed speed compressor

**Additional Features**

Field-reversible door

Concealed, zero-clearance Hettich™ articulating door hinges

Door lock

3-Color LED lighting & electronic touch controls in cloud white, deep blue, amber

Four light levels

Full-extension rollout bin

Inverter compressor\*\*\*

Sabbath mode

Auto-illuminates to highest brightness level when door opens for greater visibility

Handle option sold separately

34°



3-Color LED Lighting & Electronic Touch Controls in Cloud White, Deep Blue, Amber



Combination Wine & Beverage Coolers



**French Door Dual Zone Wine & Beverage Cooler**  
**PRWB24C32CG**

24” Compact / Built-in / Freestanding  
304-Grade Stainless Steel + Glass Doors

- Features**  
Capacity: 21 bottles (750 ml), 64 12oz cans  
38° - 65°F (wine side)  
34° - 65°F (beverage side)  
38 dBA  
33-7/8” – 34-7/8” height range  
23-3/8” depth

**Additional Features**

- Concealed, zero-clearance door hinges
- Door lock
- 3-Color LED lighting & electronic touch controls in cloud white, deep blue, amber
- Dual-level lighting
- Dual evaporators
- Sabbath mode
- Auto-illuminates to highest brightness level when door opens for greater visibility



**Full-Extension Wood Racks**



**Full Size Dual Zone Wine & Beverage Cooler**  
**PRWB24F02BG**

24” Full-Size / Built-in / Freestanding  
304-Grade Stainless Steel + Glass Door

- Features**  
Capacity: 54 bottles (750 ml), 112 12oz bottles, 49 12oz cans  
38° - 65°F (upper zone)  
34° - 65°F (lower zone)  
40 dBA  
69-1/4” – 70-3/4” height range  
27-3/8” depth

**Additional Features**

- Field-reversible door
- Concealed, zero-clearance door hinges
- Door lock
- 3-Color LED lighting & electronic touch controls in cloud white, deep blue, amber
- Four light levels
- Full-extension stainless steel rollout bin
- Inverter compressor\*
- Dual evaporators
- Sabbath mode
- Auto-illuminates to highest brightness level when door opens for greater visibility
- Optional 5-bottle display rack



**Full-Extension Stainless Steel Rollout Bin**

\*An inverter compressor uses a BLDC motor to achieve lower temperatures while using less energy and performing more quietly than a fixed speed compressor

Wine Coolers



**Single Zone Wine Cooler  
PRW15C01CG**

15" Compact / Built-in / Freestanding  
304-Grade Stainless Steel + Glass Door

**Features**  
Capacity: 27 bottles (750 ml)  
38° - 65°F  
39 dBA  
33-7/8" – 34-7/8" height range  
23-3/8" depth

- Additional Features**
- Field-reversible door
  - Concealed, zero-clearance door hinges
  - Door lock
  - 3-Color LED lighting & electronic touch controls in cloud white, deep blue, amber
  - Four light levels
  - ENERGY STAR®
  - Sabbath mode
  - Auto-illuminates to highest brightness level when door opens for greater visibility



3-Color LED Lighting & Electronic Touch Controls in Cloud White, Deep Blue, Amber

Wine Coolers



**Single Zone Wine Cooler  
PRW24C01CG**

24" Compact / Built-in / Freestanding  
304-Grade Stainless Steel + Glass Door

**Features**  
Capacity: 53 bottles (750 ml)  
38° - 65°F  
39 dBA  
33-15/16" – 34-15/16" height range  
23-3/8" depth

- Additional Features**
- Field-reversible door
  - Concealed, zero-clearance door hinges
  - Door lock
  - 3-Color LED lighting & electronic touch controls in cloud white, deep blue, amber
  - Four light levels
  - ENERGY STAR®
  - Sabbath mode
  - Auto-illuminates to highest brightness level when door opens for greater visibility



3-Color LED Lighting in Cloud White, Deep Blue, Amber





**French Door Dual Zone Wine Cooler  
PRW24C32CG**

24" Compact / Built-in / Freestanding  
304-Grade Stainless Steel + Glass Doors

**Features**

Capacity: 42 bottles (750 ml)  
38° - 65°F (each side)  
38 dBA  
33-7/8" – 34-7/8" height range  
23-3/8" depth

**Additional Features**

Concealed, zero-clearance door hinges  
Door lock  
3-Color LED lighting & electronic touch controls in cloud white, deep blue, amber  
Dual-level lighting  
Dual evaporators  
ENERGY STAR®  
Sabbath mode

Auto-illuminates to highest brightness level when door opens for greater visibility



**Full-Extension Wood Racks**

**Wine Coolers**



**Dual Zone Wine Cooler  
PRW24C02CG**

24" Compact / Built-in / Freestanding  
304-Grade Stainless Steel + Glass Door

**Features**

Capacity: 45 bottles (750 ml)  
38° - 65°F (each zone)  
39 dBA  
33-15/16" – 34-15/16" height range  
23-3/8" depth

**Additional Features**

Field-reversible door  
Concealed, zero-clearance door hinges  
Door lock  
3-Color LED lighting & electronic touch controls in cloud white, deep blue, amber  
Four light levels  
Dual evaporators  
ENERGY STAR®  
Sabbath mode

Auto-illuminates to highest brightness level when door opens for greater visibility



**Full-Extension Wood Racks**



**Black Stainless Dual Zone Wine Cooler  
PRW24C02CBSG**

24" Compact / Built-in / Freestanding  
Black Stainless Steel + Glass Door

#### Features

Capacity: 45 bottles (750 ml)  
38° - 65°F (each zone)  
39 dBA  
33-7/8" – 34-7/8" height range  
23-5/8" depth

#### Additional Features

Field-reversible door  
Concealed, zero-clearance door hinges  
Door lock  
3-Color LED lighting & electronic touch controls in cloud white, deep blue, amber  
Four light levels  
Dual evaporators  
ENERGY STAR®  
Sabbath mode

Auto-illuminates to highest brightness level when door opens for greater visibility



**3-Color LED Lighting in Cloud White,  
Deep Blue, Amber**

## Wine Coolers



**Panel Ready Dual Zone Wine Cooler  
PRW24C02CPG**

24" Compact / Built-in / Freestanding  
Panel-Ready\* + Glass Door

#### Features

Capacity: 45 bottles (750 ml)  
38° - 65°F (each zone)  
39 dBA  
33-7/8" – 34-7/8" height range  
23-3/4" depth\*\*

#### Additional Features

Field-reversible door  
Zero-clearance door hinges  
Door lock  
3-Color LED lighting & electronic touch controls in cloud white, deep blue, amber  
Four light levels  
Dual evaporators  
ENERGY STAR®  
Sabbath mode

Auto-illuminates to highest brightness level when door opens for greater visibility

Handle option sold separately

Optional solid panel ready door kit



**Full-Extension Wood Racks**

\*Wood overlay panel not included

\*\*Depth dimension based on a 3/4" thick panel



Wine Coolers



**Full Size Single Zone Wine Cooler  
PRW24F01CG**

24" Full-Size / Built-in / Freestanding  
304-Grade Stainless Steel + Glass Door

**Features**  
Capacity: 142 bottles (750 ml)  
Capacity: 127 bottles (with display rack)  
38° - 65°F  
42 dBA  
69-1/4" – 70-3/4" height range  
27-3/8" depth

**Additional Features**

- Field-reversible door
- Concealed, zero-clearance door hinges
- Door lock
- 3-Color LED lighting & electronic touch controls in cloud white, deep blue, amber
- Four light levels
- 5-bottle display rack
- ENERGY STAR®
- Sabbath mode
- Auto-illuminates to highest brightness level when door opens for greater visibility



**5-Bottle Display Rack**

Wine Coolers



**Full Size Dual Zone Wine Cooler  
PRW24F02CG**  
  
24” Full-Size / Built-in / Freestanding  
304-Grade Stainless Steel + Glass Door

**Features**  
Capacity: 132 bottles (750 ml)  
38° - 65°F (each zone)  
42 dBA  
69-1/4” – 70-3/4” height range  
27-3/8” depth

**Additional Features**

- Field-reversible door
- Concealed, zero-clearance door hinges
- Door lock
- 3-Color LED lighting & electronic touch controls in cloud white, deep blue, amber
- Four light levels
- Dual evaporators
- ENERGY STAR®
- Sabbath mode
- Auto-illuminates to highest brightness level when door opens for greater visibility
- Optional 5-bottle display rack



**Full-Extension Wood Racks**



**Full Size Panel Ready Dual Zone  
Wine Cooler  
PRW24F02CPG**  
  
24” Full-Size / Built-in / Freestanding  
Panel-Ready\* + Glass Door

**Features**  
Capacity: 132 bottles (750 ml)  
38° - 65°F (each zone)  
42 dBA  
69-1/4” – 70-3/4” height range  
27-3/8” depth\*\*

**Additional Features**

- Field-reversible door
- Concealed, zero-clearance Hettich™ articulating door hinges
- Door lock
- 3-Color LED lighting & electronic touch controls in cloud white, deep blue, amber
- Four light levels
- Dual evaporators
- ENERGY STAR®
- Sabbath mode
- Handle option sold separately
- Auto-illuminates to highest brightness level when door opens for greater visibility



**Full-Extension Wood Racks**

\*Wood overlay panel not included  
\*\*Depth without overlay panel



ADA Coolers



Single Zone Beverage Cooler  
PRB24C01AG-ADA

24” Compact / Built-in / Freestanding  
304-Grade Stainless Steel + Glass Door

Features

Capacity: 7 bottles (750 ml), 112 12oz cans  
34° - 50°F  
40 dBA  
31-5/8” – 32-5/8” height range  
23-1/8” depth



Single Zone Beverage Cooler  
PRB24C01AS-ADA

24” Compact / Built-in / Freestanding  
304-Grade Stainless Steel Door

Features

Capacity: 7 bottles (750 ml), 112 12oz cans  
34° - 50°F  
40 dBA  
31-5/8” – 32-5/8” height range  
23-1/8” depth

Additional Features

- Field-reversible door
- Zero-clearance door hinges
- Door lock
- 3-Color LED lighting in cloud white, deep blue, amber
- Electronic touch controls
- ENERGY STAR®
- Sabbath mode
- ADA compliant



Dual Zone Wine Cooler  
PRW24C02AG-ADA

24” Compact / Built-in / Freestanding  
304-Grade Stainless Steel + Glass Door

Features

Capacity: 37 bottles (750 ml)  
40° - 65°F (each zone)  
40 dBA  
31-5/8” – 32-5/8” height range  
23-1/8” depth

Additional Features

- Field-reversible door
- Zero-clearance door hinges
- Door lock
- 3-Color LED lighting in cloud white, deep blue, amber
- Electronic touch controls
- Dual evaporators
- Sabbath mode
- ADA compliant



ADA Compliant

Customize Your Space  
With Presrv™



**Brushed Gold**  
Contemporary Handle



**Matte Black**  
Contemporary Handle



**Stainless Steel**  
Contemporary Handle



**Brushed Gold**  
Professional Handle



**Matte Black**  
Professional Handle



**Stainless Steel**  
Professional Handle

**Handle Options Make A Match**  
Complement your interior design with one of our bold accessory handle options in a range of finishes. All single-door coolers come standard with field-reversible door brackets included.



**Custom Overlays**

**Make A Match**  
With custom 5/8" - 3/4" depth overlays, your Presrv™ panel-ready model can blend seamlessly into any cabinetry. Whatever your aesthetic, there's a panel-ready model perfect for your space.



**Shown with optional solid panel ready door kit**  
**PRPNLC24A:** PRB24C01CPG, PRW24C02CPG  
**PRPNLC24AKIT:** PRB24C01AS-OD, PRKB24C01AG, PRKB24C01AS-OD





# Store your best bottles the way the pros do

The Presrv™ Pro’s heavy-duty construction and exceptional features let you serve guests in style, while its good looks blend seamlessly with your other pro-style appliances.



## Pro Single Zone Beverage Cooler PRPB24C01CG

24” Compact / Built-in / Freestanding  
304-Grade Stainless Steel + Glass Door

### Features

Capacity: 7 bottles (750 ml), 88 12oz cans  
34° - 50°F  
36 dBA  
33-7/8” – 34-7/8” height range  
23-5/8” depth

### Additional Features

- Adjustable drink caddy
- Field-reversible door
- Concealed, zero-clearance door hinges
- Door lock
- Pro handle
- 3-Color LED lighting & electronic touch controls in cloud white, deep blue, amber
- Four light levels
- Glass retractable quarter-shelf
- Soft-close, full-extension glass shelf
- ENERGY STAR®
- Inverter compressor\*
- Sabbath mode
- Auto-illuminates to highest brightness level when door opens for greater visibility



Drink Caddy & Glass Retractable Quarter-Shelf

\*An inverter compressor uses a BLDC motor to achieve lower temperatures while using less energy and performing more quietly than a fixed speed compressor



**Pro Dual Zone Wine Cooler  
PRPW24C02CG**

24" Compact / Built-in / Freestanding  
304-Grade Stainless Steel + Glass Door

**Features**

Capacity: 45 bottles (750 ml)  
38° - 65°F (each zone)  
36 dBA  
33-7/8" - 34-7/8" height range  
23-5/8" depth

**Additional Features**

- Field-reversible door
- Concealed, zero-clearance door hinges
- Door lock
- Pro handle
- 3-Color LED lighting & electronic touch controls in cloud white, deep blue, amber
- Four light levels
- Soft-close, full-extension wood racks
- Dual evaporators
- ENERGY STAR®
- Inverter Compressor\*
- Sabbath mode
- Auto-illuminates to highest brightness level when door opens for greater visibility



**Can Accommodate a Large Variety of Bottle  
Shapes and Sizes**



\*An inverter compressor uses a BLDC motor to achieve lower temperatures while using less energy and performing more quietly than a fixed speed compressor





# Ease + luxury

From keeping snacks close at hand to salad-ready produce to special occasion food and drinks, stylish, under-counter refrigerator drawers provide additional cold storage right where you need it.



**Single Zone Refrigerator Drawers  
PRRD24C1AS**

24" Compact / Built-in  
304-Grade Stainless Steel

**Features**

Capacity: 5.4 cu/ft  
33° - 65°F  
39 dBA  
33-7/8" – 34-7/8" height range  
24" depth

**Additional Features**

- Anti-tip bracket
- White interior drawers
- Contemporary handles
- 3-Color LED lighting & electronic touch controls in cloud white, deep blue, amber
- Quick Chill
- Preset temperature modes
- Full-extension, soft-close drawers
- Adjustable bar dividers
- Transparent drawer tray
- ENERGY STAR®
- Sabbath mode
- Optional drawer pan kit



**3-Color LED Lighting in Cloud White, Deep Blue, Amber**

Refrigerator Drawers



Dual Zone Refrigerator Drawers  
PRRD24C2AS

24” Compact / Built-in  
304-Grade Stainless Steel

Features

Capacity: 5.1 cu/ft  
33° - 65°F (each zone)  
38 dBA  
33-7/8” – 34-7/8” height range  
24” depth

Additional Features

- Anti-tip bracket
- Stainless steel interior drawers
- Pro handles
- 3-Color LED lighting & electronic touch controls in cloud white, deep blue, amber
- Quick Chill
- Preset temperature modes
- Full-extension, soft-close drawers
- Adjustable bar dividers
- Transparent drawer tray
- Removable silicone drawer mats
- Dual evaporators
- ENERGY STAR®
- Sabbath mode
- Optional drawer pan kit



Transparent drawer tray and adjustable bar dividers keep items organized and within reach



Panel Ready Dual Zone  
Refrigerator Drawers  
PRRD24C2AP


24” Compact / Built-in  
Panel-Ready\*

Features

Capacity: 5.1 cu/ft  
33° - 65°F (each zone)  
38 dBA  
33-7/8” – 34-7/8” height range  
24” depth\*\*

Additional Features

- Anti-tip bracket
- Stainless steel interior drawers
- 3-Color LED lighting & electronic touch controls in cloud white, deep blue, amber
- Quick Chill
- Preset temperature modes
- Full-extension, soft-close drawers
- Adjustable bar dividers
- Transparent drawer tray
- Removable silicone drawer mats
- Dual evaporators
- ENERGY STAR®
- Sabbath mode
- Optional drawer pan kit
- Handle option sold separately\*\*\*



Exclusive, in-drawer lighting helps increase visibility

\*Wood overlay panel not included  
\*\*Depth dimension based on a 3/4” thick panel  
\*\*\*Shown with optional contemporary handles in matte black



Outdoor Refrigerator Drawers



**Outdoor Dual Zone Refrigerator Drawers**  
**PRRD24C2AS-OD**

24" Compact / Built-in  
304-Grade Stainless Steel

**Features**  
Capacity: 5.1 cu/ft  
33° - 65°F (each zone)  
50° - 115°F ambient temperature range  
38 dBA  
33-7/8" – 34-7/8" height range  
24" depth

- Additional Features**
- Anti-tip bracket
  - 304-grade stainless steel exterior
  - Stainless steel interior drawers
  - Pro handles
  - 3-Color LED lighting & electronic touch controls in cloud white, deep blue, amber
  - Quick Chill
  - Preset temperature modes
  - Full-extension, soft-close drawers
  - Adjustable bar dividers
  - Transparent drawer tray
  - Removable silicone drawer mats
  - Dual evaporators
  - ENERGY STAR®
  - Sabbath mode
  - Outdoor certified
  - Optional drawer pan kit



**Built-in backlit electronic touch controls for added convenience**





### Preset Temperature Modes

Custom-set temps for everything you need to chill, from wine (50°F) to beverages (34°F) to produce (39°F).



### Quick Chill

When you need it chilled (like, yesterday), Quick Chill temporarily lowers its temp to 33°F so you'll have food and cold drinks on hand even sooner.



### 3-Color LED Lighting

Exclusive, in-drawer lighting not only helps you see where everything is, it's easy to choose between three color options.



### Optional Drawer Pan Kit

Have an organized prep station at the ready for entertaining with five perfectly sized stainless steel pans—store veggies, condiments, and more for super easy access. Perfect for grilling, parfaits and sundaes, cocktails, salads, and more.



### Full-Extension, Soft-Close Drawers

No more apples rolling around where you can't see them—full-extension drawers mean you can find and access it all, all the time.

It's the little things—these smooth-gliding drawers open and close with silky precision, and quietly, too—making your time in the kitchen feel just a little bit smoother.



## Top drawer entertaining

Configure preset temperature modes, Quick Chill, 3-Color LED lighting, and drawer interiors to your liking for a fully customized entertaining hub.



Refrigerator



**Outdoor Refrigerator**  
**PRR24C01AS-OD**  
24" Compact / Built-in / Freestanding  
304-Grade Stainless Steel Door

**Features**  
Capacity: 5.6 cu/ft  
34° - 50°F  
50° - 115°F ambient temperature range  
39 dBA  
33-7/8" – 34-7/8" height range  
23-5/8" depth

**Additional Features**

- 304-grade stainless steel exterior
- White interior
- Field-reversible door
- Zero-clearance door hinges
- Door lock
- Pro handle
- Electronic touch controls
- Cloud white LED lighting
- 5 in-door shelves
- ENERGY STAR®
- Sabbath mode
- Optional casters (set of 4)
- Outdoor & indoor certified



Cloud White LED Lighting



Adjustable shelves to accommodate multiple bottle sizes for added flexibility



photo credit  
j. jordan homes

Combined  
kegs +  
beverage  
storage is  
the absolute  
life of  
the party

### Style On Tap

This versatile, industry-first hybrid kegerator features multiple configurations that allow you to tailor your cold beverage offerings with single, double, and triple tap options, elevating any entertainment opportunity. And both indoor and outdoor models easily convert to a beverage cooler when a keg is not installed.

Whether entertaining indoors or out, installing the Kegerator & Beverage Cooler is a breeze, and the innovative Beer Line Cooling System ensures the first pour is always as cool as the last.



#### Beer Line Cooling System

Blows cool air onto the beer line to reduce foam and keep beer cool from start to finish.



#### Built-In Installation Kit

The first kegerator with a built-in install kit to simplify under-counter installation.





Kegerator & Beverage Coolers



Indoor Kegerator & Beverage Cooler  
PRKB24C01AG

24” Compact / Built-in / Freestanding  
304-Grade Stainless Steel + Glass Door

- Features**  
Capacity: 6 cu/ft  
Multiple keg configurations  
32° - 65°F  
42 dBA  
33-7/8” – 34-7/8” height range  
23-1/2” depth

Additional Features

- Field-reversible door
- Zero-clearance door hinges
- Door lock
- Pro handle
- 3-Color LED lighting in cloud white, deep blue, amber
- Electronic touch controls
- Beer line cooling system
- Built-in installation kit
- Stainless steel drip tray
- ENERGY STAR®
- Sabbath mode

Single, double or triple tap kits sold separately

Optional solid panel ready door kit



Outdoor Kegerator & Beverage Cooler  
PRKB24C01AS-OD

24” Compact / Built-in / Freestanding  
304-Grade Stainless Steel Door

- Features**  
Capacity: 6 cu/ft  
Multiple keg configurations  
32° - 65°F  
50° - 109°F ambient temperature range  
42 dBA  
33-7/8” – 34-7/8” height range  
23-1/2” depth

Additional Features

- Field-reversible door
- 304-grade stainless steel exterior
- Zero-clearance door hinges
- Door lock
- Pro handle
- 3-Color LED lighting in cloud white, deep blue, amber
- Electronic touch controls
- Beer line cooling system
- Built-in installation kit
- Stainless steel drip tray
- ENERGY STAR®
- Sabbath mode

Single, double or triple tap kits sold separately

Optional solid panel ready door kit

Outdoor & indoor certified



Shown with optional solid panel ready door kit  
PRPNLC24AKIT



# Any way you want it

## What's Your Pleasure

Beverage options have never been so plentiful—with our Kegerator & Beverage Cooler models, the configurations of kegs, bottles, and cans are almost endless. And switching between combinations is a breeze, too.



**Configuration 1**  
With Single Tap Kit  
PRKFK-01SSC

(1) sixth or (1) slim  
quarter barrel keg

23 cans (std. 12oz)

15 cans (std. 12oz)

15 cans (std. 12oz)



**Configuration 2**  
With Single Tap Kit  
PRKFK-01SSC

(1) half barrel keg



**Configuration 3**  
With Double Tap Kit  
PRKFK-02SSC

(2) sixth barrel kegs  
or  
(1) sixth and (1) slim  
quarter barrel keg  
or  
(2) slim  
quarter barrel kegs



**Configuration 4**  
With Triple Tap Kit  
PRKFK-03SSC

(3) sixth barrel kegs



**Configuration 5**  
No Tap Kit  
PRKSHLF-02BG

15 cans (std. 12oz)

15 cans (std. 12oz)


47 cans (std. 12oz)

15 cans (std. 12oz)

15 cans (std. 12oz)



# Presrv™ Kegerator & Beverage Cooler Optional Accessories



**Drink Guardrail**

PRKRAIL-0124SS

Stainless steel guardrail that installs to the top when freestanding.



**Casters**

PRCAST-C001

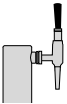
Set of 4 wheels for use when freestanding.



**Beverage Cooler Conversion Kit**

PRKSHLF-02BG

Two shelves to convert entire cooler to a beverage cooler.




**Nitrogen Conversion Kit, Single, PRKNCK-001**

Includes single stout faucet with handle and nitrogen regulator. Nitrogen tank and nitrogen keg coupler not included.



**Beer Line Cleaning Kit, PRKCLN-001**

We offer a convenient cleaning kit to keep your beer lines clean and beer ready to drink for any occasion.



**Optional Tap Kits With Co2 Tank**

Purchase one of our single, double, or triple tap kits to complete your dream configuration.



Single Tap Kit with CO2 Tank  
PRKFK-01SSC



Double Tap Kit with CO2 Tank  
PRKFK-02SSC



Triple Tap Kit with CO2 Tank  
PRKFK-03SSC



Outdoor Beverage Cooler



Outdoor Refrigerator



Outdoor Refrigerator Drawers



Outdoor Kegerator & Beverage Cooler



# Zephyr Outdoor Solutions

## Upgrade Your Outdoor Entertaining With These Presrv™ Models

Your outdoor entertaining just reached a new level with outdoor-certified models ready to serve up food and drinks to wow your guests from the first toast until last call, with plenty of customizable components.



# ZEPHYR

888.880.8368

info@zephyronline.com

zephyronline.com



planning & resource  
materials



zephyronline.com

FEB25.0101



photo credit  
design alchemy